

XTREME SOLUTIONS

DOUBLE DECK

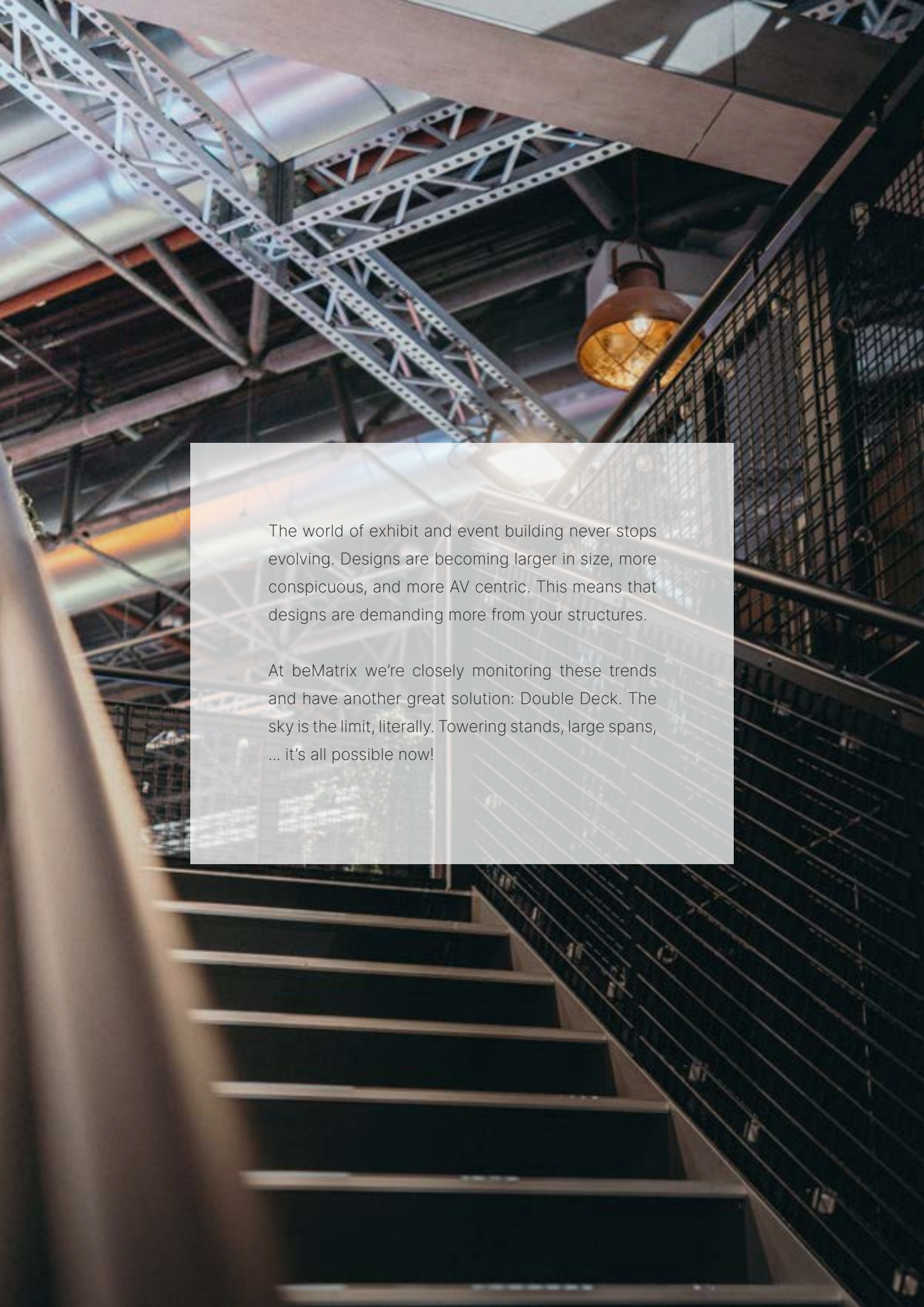
be anything.

EN



Double Deck

A modular second floor	6
Double Deck, beMatrix DNA	6
Structure	8
The body	8
The skin	10
The stairs	12
Add-ons	16
Finish	18
Double Deck set	20
Configurations	21
Inspiration	22
The 8 beMatrix principles	24



The world of exhibit and event building never stops evolving. Designs are becoming larger in size, more conspicuous, and more AV centric. This means that designs are demanding more from your structures.

At beMatrix we're closely monitoring these trends and have another great solution: Double Deck. The sky is the limit, literally. Towering stands, large spans, ... it's all possible now!



Double Deck

A modular second floor

Double Deck, beMatrix DNA

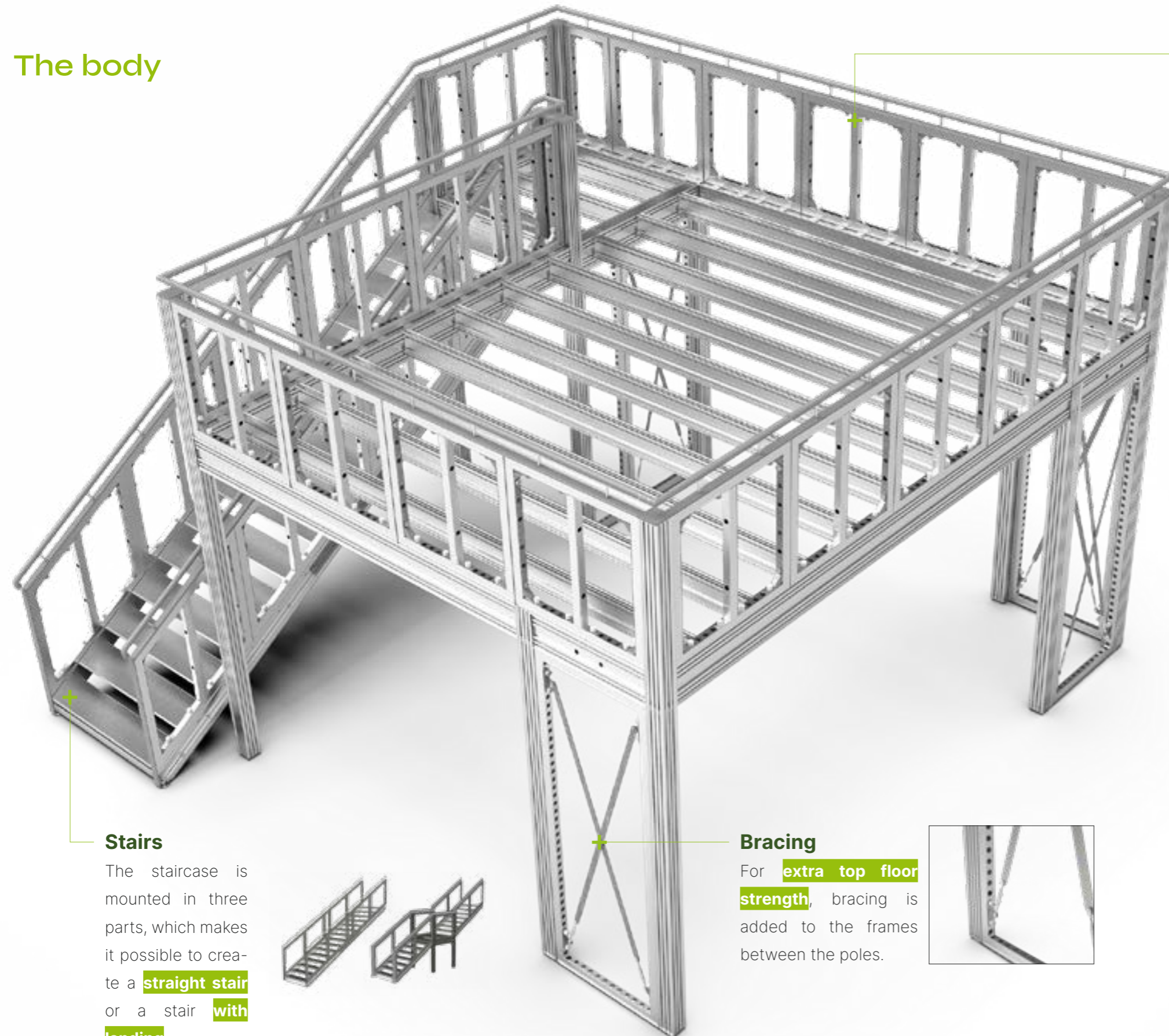
A second floor really allows you to get everything out of your exhibit or event design. beMatrix's double deck system not only **increases your square footage**, but is also wholly **compatible with existing beMatrix products** (LEDskin®, lightboxes, etc.), and is easy to integrate with the beMatrix frame system.

Double Deck can be finished with both **panels and textile infills**, allowing you to finish your design the way you want!



Structure

The body

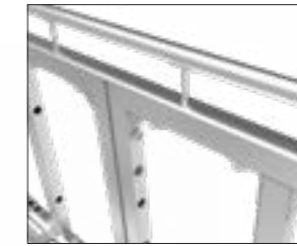


Stairs

The staircase is mounted in three parts, which makes it possible to create a **straight stair** or a stair **with landing**.

Bracing

For **extra top floor strength**, bracing is added to the frames between the poles.



Railing

Standard b62 frames are used as a railing. Reinforcement brackets are mounted in every corner of the frames for support. A **rounded cover** and **stainless steel** handrail are added on top of the frames.

Optional:

We offer a **glass railing solution** (excl. the glass itself) to spice up your Double Deck. This railing consists of a U-profile attached with connectors. The glass can be put onto the U-profile.



Structure

Double Deck is created with **primary & secondary beams and poles**. They can easily be connected and are based on a coupling system to avoid time consuming fastening of bolts and nuts.

PRIMARY BEAM

SECONDARY BEAM

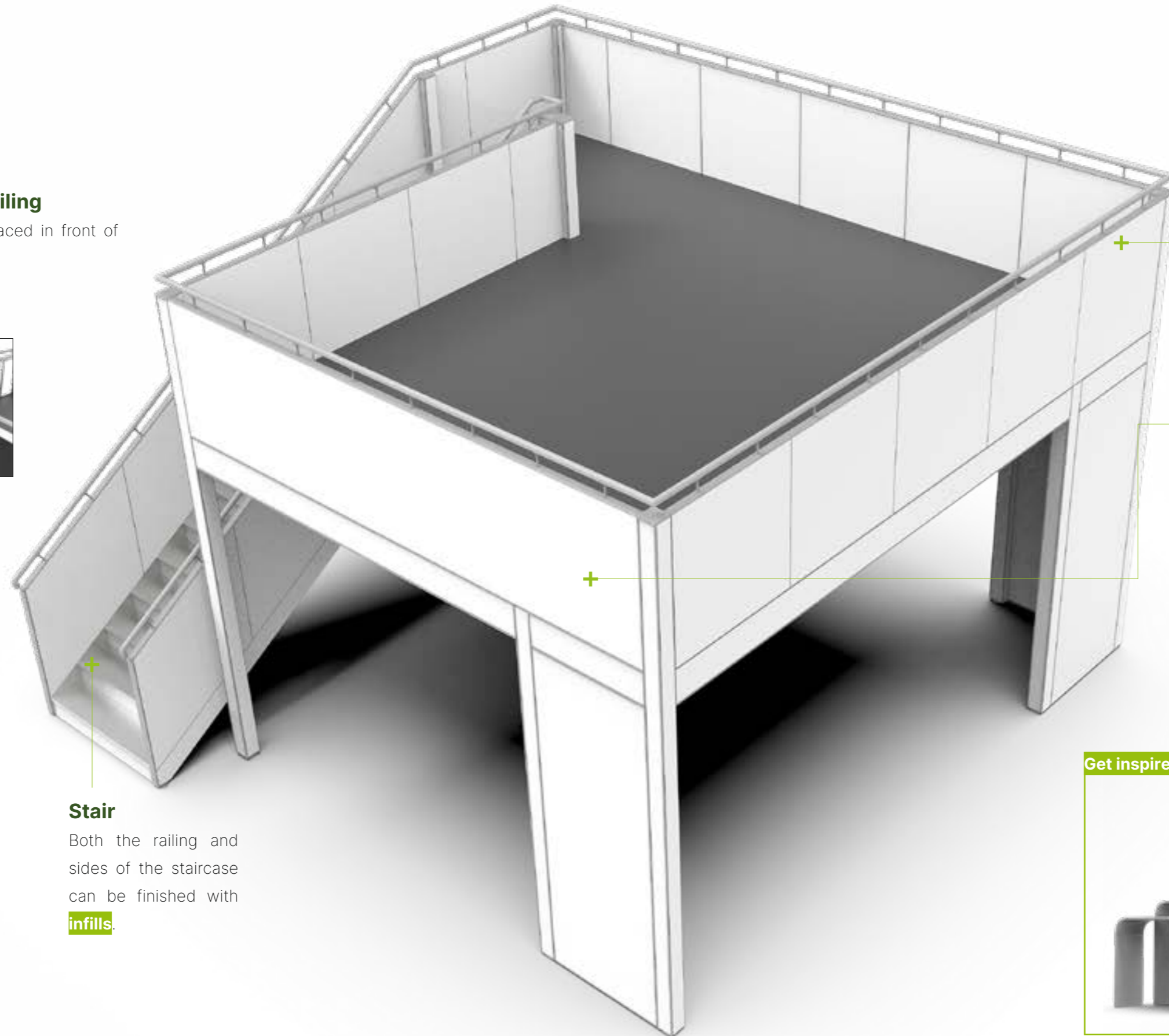

POLE



The skin

Finishing the railing

LEDskin® can be placed in front of the railing.



Stair

Both the railing and sides of the staircase can be finished with **infills**.

Panel

The Double Deck structure can be finished with hard panel infills.



Seamless textile

Textile infills can be used for a **seamless** result.




Get inspired!



The stairs

The stairs can be placed on every corner of your floor. Below you will find a visual representation of the various options.



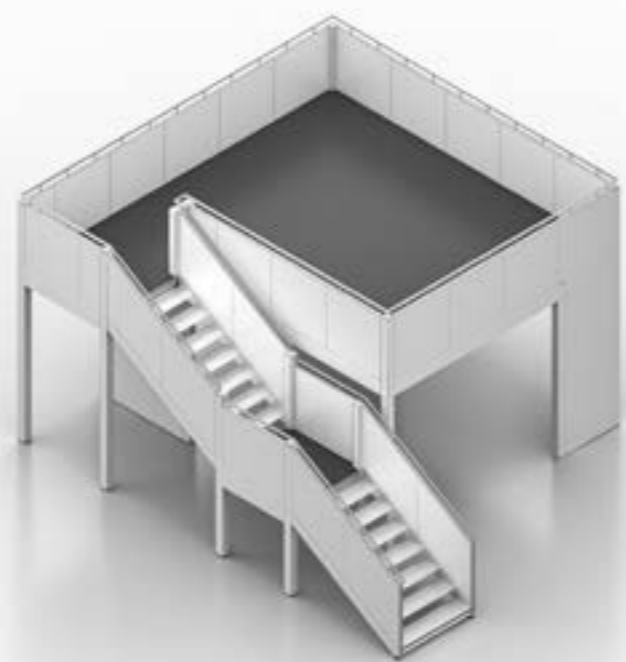
Landing platform



Want to cover the bottom of the stairs?

Contact your account manager to learn your options!





Add-ons

We offer two possibilities to transport the Double Deck profiles with ease:

Steel trolley

This complete steel trolley can be used to stack the beams and poles. The staircase cannot be put on the trolley. We recommend you transport this on a pallet.



DOUBLE DECK TROLLEY
990 60 37



Profile separator & bottom support

If you want to build your own case for transportation; you can do so with these products.

PROFILE SEPARATOR
990 60 37 01




BOTTOM SUPPORT
990 60 37 02



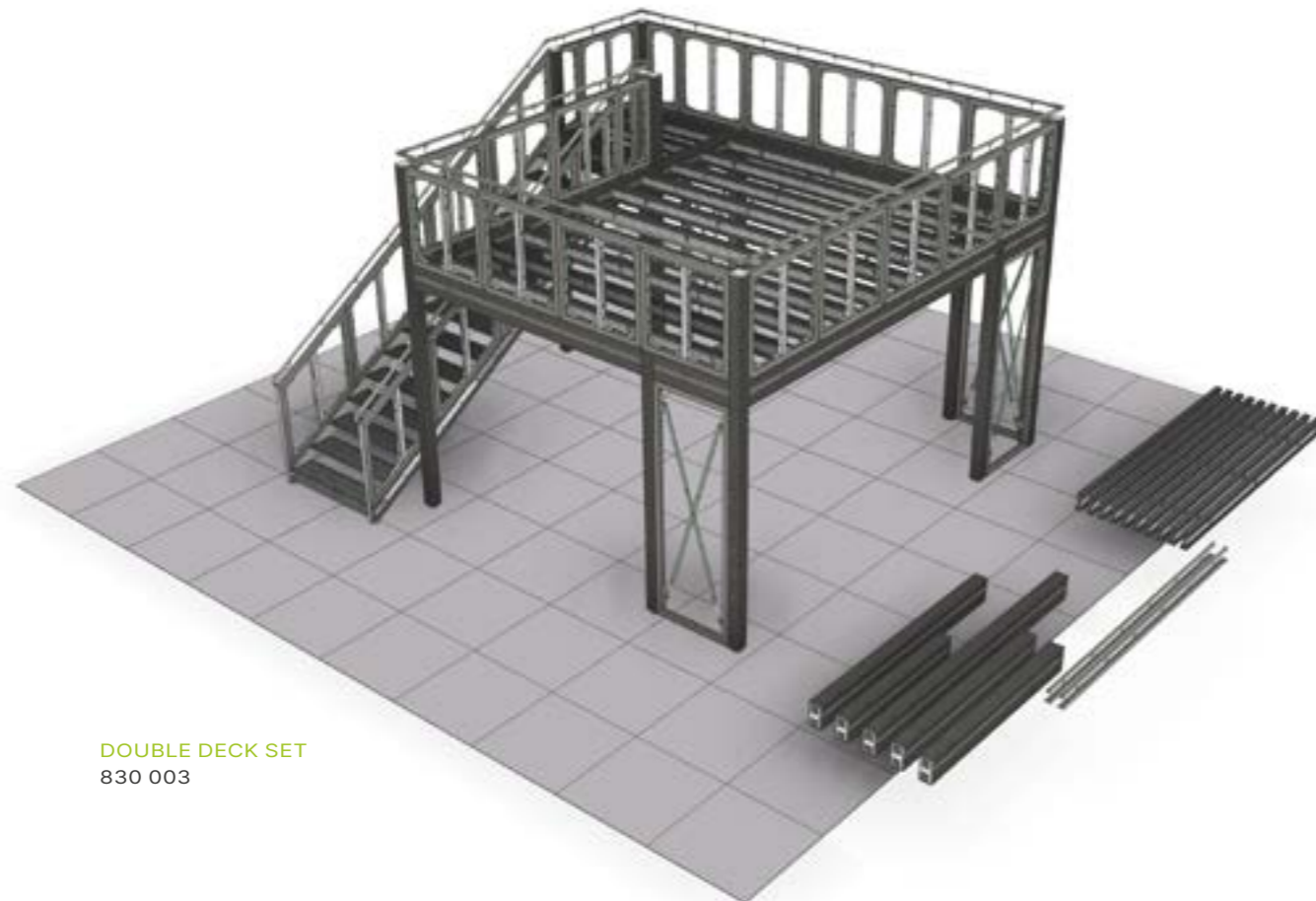
Finish

The finishing for floors and ceilings are not provided with the Double Deck. For the floor, we recommend you use a minimum of **22mm of chipboard**. Standard b62 frames can be mounted on the ceiling and finished with textiles or panels.



Double Deck set

Profiles, poles, beams, floor brackets, staircases and railings: we offer you entire modules which you can easily add to your design. With the **Double Deck set 830 003** you can create up to six different configurations. **Other configurations on request, please contact us for more information.**




DOUBLE DECK SET
830 003


To transport the profiles of the set 830 003, you need two trolleys 990 60 37.

Configurations


Configuration 1



Configuration 2




Configuration 3




Configuration 4



Configuration 5

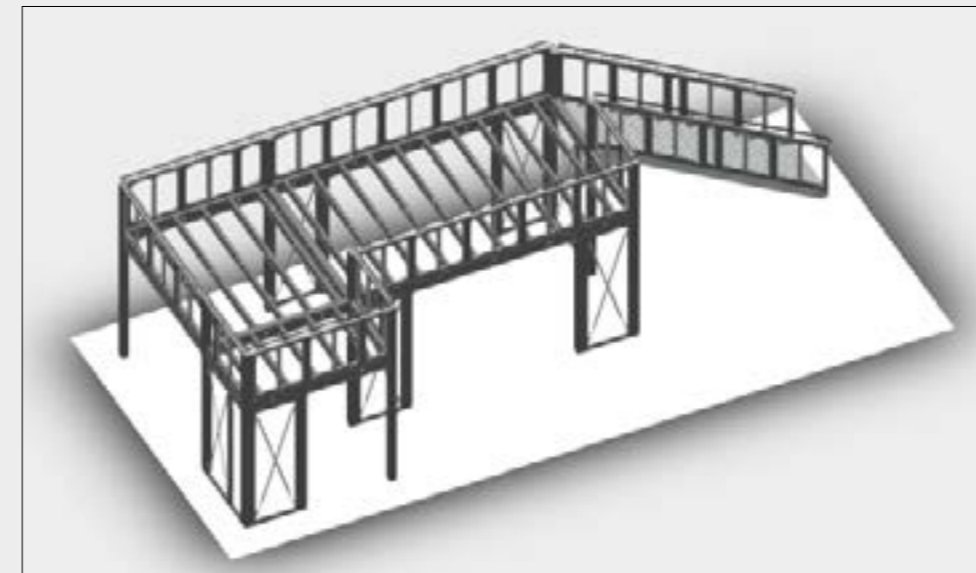
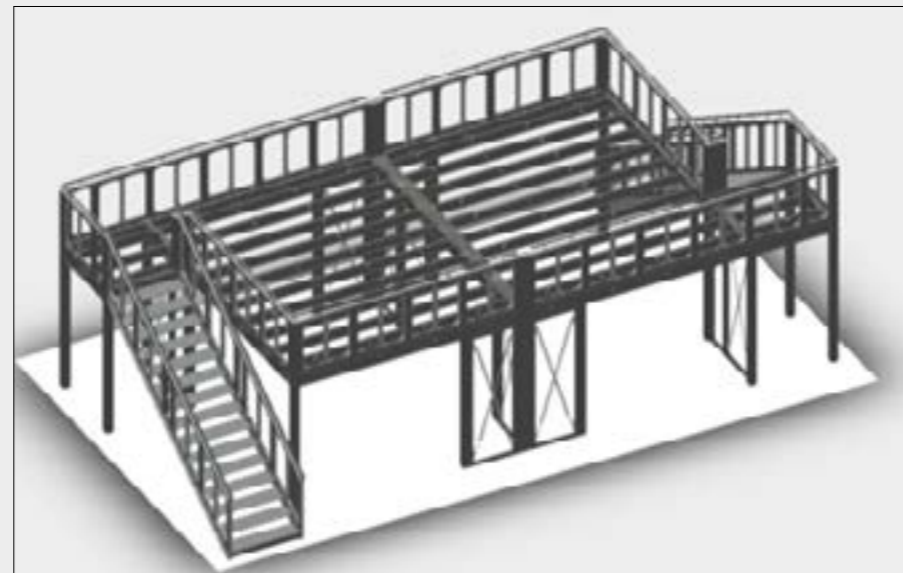
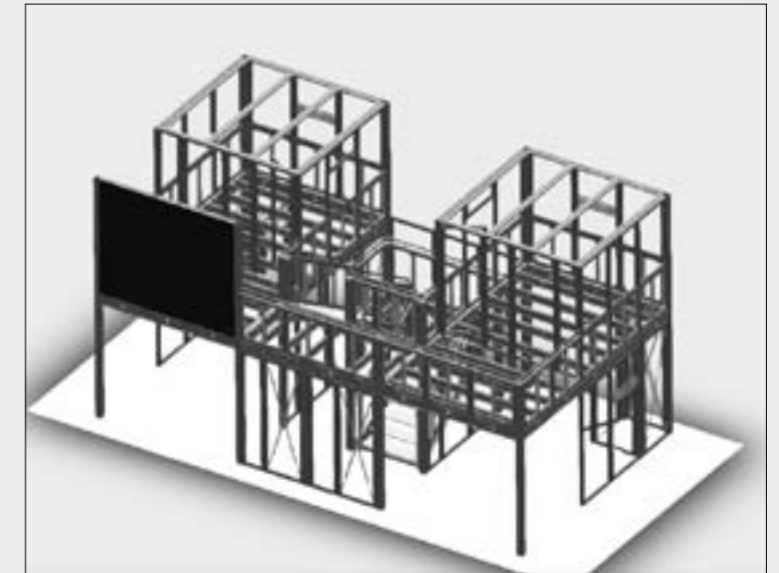
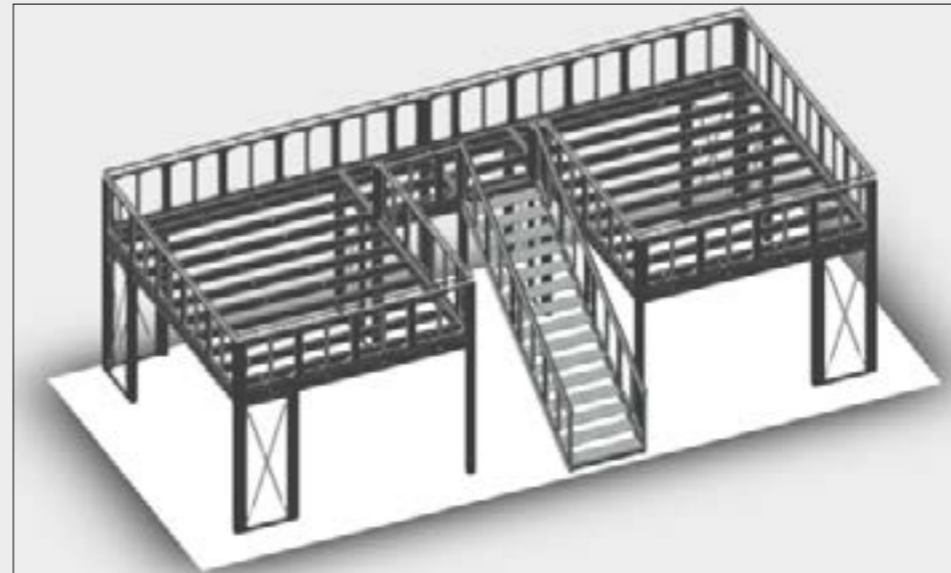


Configuration 6



Inspiration

Combine our sets for an outstanding result!



The 8 beMatrix principles



Quality guaranteed

All beMatrix frames are manufactured in-house, so we are in control of every step of the production process. Continuous optimization and innovation initiatives ensure the system always complies with the market's demands.



Top finishing

The beMatrix system comes with a large range of tools and accessories to finish your exhibit or event exactly the way you want. With infills, you can even hide the entire frame system so it becomes invisible to the eye. Thanks to our 'seamless' concept, not one seam will be noticeable.

Freedom to design

A design built with beMatrix combines the benefits of a modular system with the possibilities of a made-to-measure solutions. Almost any shape, contour and construction is possible and can easily be created. One single frame allows you to create all different kinds of design concepts.



Lightweight

The aluminum frame system is lightweight, ergonomic and eco-friendly. With our system, your transportation costs and CO2 emissions remain low.



Fast

Assembly and disassembly of the beMatrix system takes hardly any time. Its lightweight, simplicity and tool free assembly save loads of time, leaving you space to focus on the finishing details of your design.

Long life cycle

The system is extremely sturdy, making it endlessly reusable. Wear and tear won't shorten its life cycle, since the frame is not visible to the eye once the entire design is set up.



Ecologically sound

Because of its low weight, long life cycle and modular character, the beMatrix frame system is the eco-friendliest system today. Moreover, it is made out of untreated aluminum and is 100% recyclable and reusable without any quality losses.



be strong  **be stylish**
be anything.

Come say hi

beMatrix USA
4476 Park Drive
Norcross, GA 30093

get in touch

770 225 0552
info@beMatrix.us

or boost your inspiration

www.beMatrix.us
socials @beMatrix
