

LEDSKIN®

be anything.

EN



LEDskin®	4
Animation, motion and great feeling	4
LEDskin®: a perfect fit with the beMatrix concept and frames	7
Very user friendly	12
Freedom of form	14
Technical specifications	16
The 8 beMatrix principles	18
bePartners at your service	20
Global Rental Network: short- and long-term	22

beMatrix was the first to develop a method to **integrate a LED wall into an existing modular frame system**: LEDskin®. A top product in which frame and infill blend into a single digital communication solution for dynamic content.

The beMatrix LEDskin® was awarded with several prestigious prizes, confirming the innovative character of this LED solution.



PATENTED DESIGN

LEDskin®

Animation, motion and great feeling

LEDskin® transforms your beMatrix stand into a real **hotspot**, full of animation and motion, so your stand becomes a true **experience**. With LEDskin®, beMatrix once again revolutionises stand building. From now on – and in the blink of an eye – you can combine LED cabinets and frames to create an impressive video wall, which can be seamlessly **integrated** into your new or existing beMatrix stand. No more individual screens, which in fact in many cases are more of a disruptive element than added value in a sleek stand design. Also, you are no longer limited to the maximum (standard) dimensions of individual screens. Instead, you can turn the whole thing into a totally seamless video wall.



Discover the impact of LEDskin® on the beMatrix [YouTube channel](#).





© Ambion (DE)



© MagnumLive (FI)

Glue
on edge



LEDskin®: a perfect fit with the beMatrix concept and frames

Instead of using textile, wood or plastic infills to finish your stand without any seams at all, why not opt for a beMatrix LEDskin® video wall, when it's just as easy?

Glue On Edge



Having glue on edge applied underneath the LEDs **reinforces the LED** so they become less fragile for physical damage. A very thin layer of glue is applied inbetween clusters of two LEDs. This is barely visible but very much needed when applied in temporary constructions for live communication.

Modularity



Thanks to the dimensions of the individual LED panels or when they are combined, **they fit perfectly with the beMatrix concept**. Both frame and LEDskin® have a thickness of 62 mm and allow for a seamless assembly and finish.

Attachment system




The LEDskin® frames are fixed to the beMatrix aluminium frames with the handy **standard M8 connectors**. Ready in a jiffy, always firmly and securely anchored.


Pixel talk




LEDskin® frames are available in 3 pixel pitches: **1.9, 2.5 and 3.1 mm**. This guarantees optimal resolution, brightness and responsivity.



The tiles are aligned using magnets, whilst two manual connectors ensure a strong connection.



The holes in the beMatrix frame also serve as a cable duct and connection spot, so you no longer need to worry about unsightly cable spaghetti at the back.



LEDskin® frames can easily be finished at the back using textile or panels **(patented design)**, which can be easily attached using silicon edges or hook and loop tape.



The sides of the LEDskin® can be finished with the existing cover profiles.



The **GEKKO** is a specially designed tool enabling you to replace the LED modules at the front with ease.




Very user friendly

You don't need to be a wizard to use LEDskin®. Our LED wall is plug & play: **you only need to mount the tiles, plug it in and connect to your video device/computer.**

The dedicated LEDskin® Novastar platform is compatible with both Mac and PC operating systems, as well as with all popular video standards. We have 2 Novastar controllers in our range, the basic Novastar MCTRL660 PRO (200 21 04) & the Novastar VX6S (200 21 05) which has more pixel output & more advanced features. You simply connect your familiar device in the usual way, start the video or application and the walls of your beMatrix stand instantly come to life!



© More Than Event (DK)



For optimal handling we kept all LED panels as light as possible. One individual LEDskin® tile weighs only 7.3 kg and has a handy handle.



Each LED tile is packed in a shock absorbing foam protector, to prevent any damage to the LEDs or LED panel during transport.



For transport and storage the LED panels are supplied in a light and handy flight case, holding 8 LEDskin® tiles (2 m²) and cables.

Freedom of form

The creative ways in which you can use LEDskin® are almost endless and allow you to play with shapes. Think outside of your conventional cube, but more like a stand in LED mosaics or rectangular shapes that fade into a dynamic edge. Moreover, thanks to LEDskin® **you don't need to shy away from corners or curves**, you can create the perfect inner or outer corner and curved shapes. LEDskin® offers you maximum freedom in design.

inner and outer corners

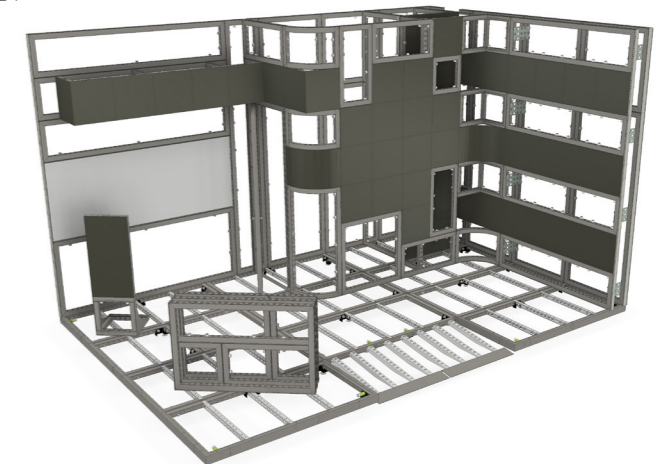
By combining the LEDskin® frames with the beMatrix corner profile, an inner corner is easily created. beMatrix has created a molded frame, in which LED modules can be attached to create an outer corner.

curves

With the curved LED modules and convex or concave LEDskin® frames, you can even integrate curves that perfectly fit into the aluminium frame system.



THE BODY





PIXEL PITCHES	1.9 MM	2.5 MM	3.1 MM
---------------	--------	--------	--------

LEDskin® information

Straight LED frames

Number of LEDskin® modules per cabinet	4 pcs	4 pcs	4 pcs
LEDskin® module resolution	128 × 128 pixels	96 × 96 pixels	80 × 80 pixels
LEDskin® module dimensions	248 × 248 mm	248 × 248 mm	248 × 248 mm
LEDskin® cabinet resolution	256 × 256 pixels	192 × 192 pixels	160 × 160 pixels
LEDskin® cabinet dimensions	496 × 496 × 62 mm	496 × 496 × 62 mm	496 × 496 × 62 mm
Pixel density	266.389 pixels/m ²	149.844 pixels/m ²	104.058 pixels/m ²
Cabinet weight	7,9 kg	7,3 kg	7,3 kg

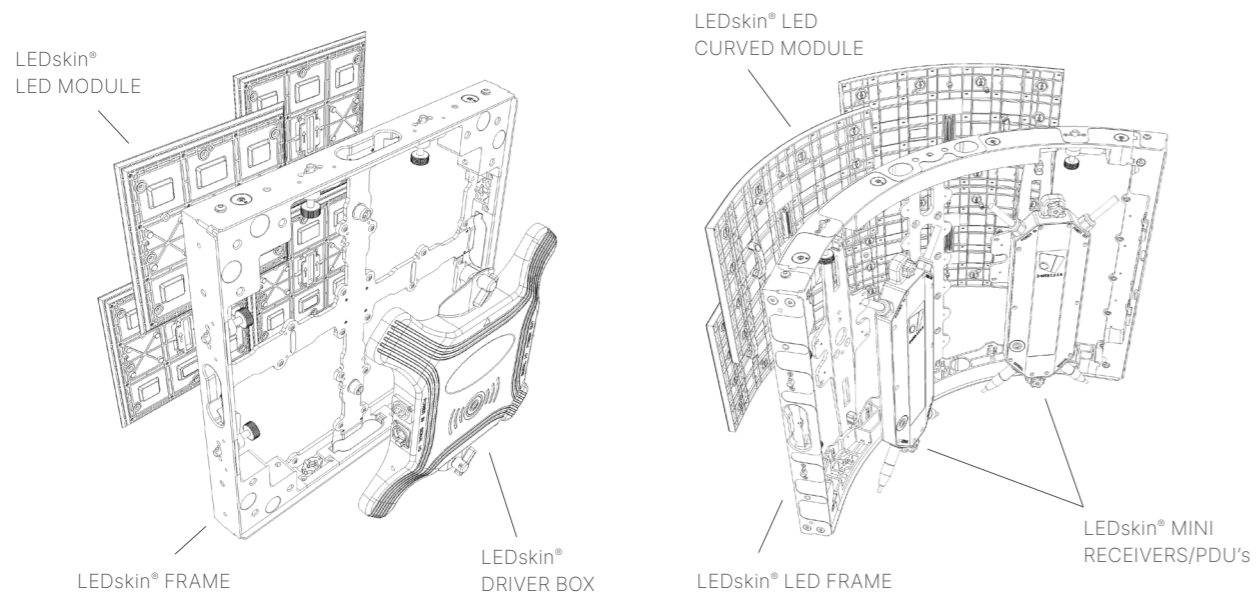
Curved LED frames - concave - R430

Number of LEDskin® modules per cabinet	-	4 pcs (2 left – 2 right)	-
LEDskin® module resolution	-	138 × 96 pixels	-
LEDskin® module dimensions	-	356 × 248 mm	-
LEDskin® cabinet resolution	-	276 × 192 pixels	-
LEDskin® cabinet dimensions	-	496 × 496 × 496 mm	-
Pixel density	-	149.844 pixels/m ²	-

Curved LED frames - convex - R430

Number of LEDskin® modules per cabinet	-	4 pcs (2 left – 2 right)	-
LEDskin® module resolution	-	156 × 96 pixels	-
LEDskin® module dimensions	-	402.6 × 248 mm	-
LEDskin® cabinet resolution	-	312 × 192 pixels	-
LEDskin® cabinet dimensions	-	496 × 496 × 496 mm	-
Pixel density	-	149.844 pixels/m ²	-

Technical specifications



Mechanical and optical ratings

Surface flatness	Gap ≤ 0,15 mm	Gap ≤ 0,5 mm	Gap ≤ 0,5 mm
Brightness	800 nits	1.200 nits	1.200 nits
View angle	120°/120°	110°/110°	110°/110°
Optimal viewing distance	≥ 1,9 m	≥ 2,5 m	≥ 3,1 m
Brightness adjustment	0-100% 100 steps	0~100% 256 steps	0~100% 256 steps
Contrast ratio	1:2000	1:2000	1:2000
LED	SMD 1010 black	SMD 1515 matt	SMD 2121 matt

Power supply


Operation power	100-240V AC/50-60 Hz	100-240 V AC/50-60 Hz	100-240 V AC/50-60 Hz
Max. power consumption	600 W/m ²	400 W/m ²	600 W/m ²
Average power consumption	200 W/m ²	133 W/m ²	200 W/m ²
Platform	Novastar	Novastar	Novastar
Receiver card	A8s	A8s	MRV470
Operating life	100.000 hours	100.000 hours	100.000 hours

The 8 beMatrix principles



Quality guaranteed

All beMatrix frames are manufactured in-house, so we are in control of every step in the production process. Continuous optimisation and innovation initiatives ensure the system always complies with the market's demands.



Top finishing

The beMatrix stand building system comes with a large range of tools and accessories to finish your stand exactly the way you envisage it. With the infills, you can even hide the entire frame system so it becomes invisible to the eye. Thanks to our 'seamless' concept, not one seam will be noticeable.

Freedom to design

A beMatrix stand combines the benefits of a modular system with the possibilities of made-to-measure solutions. Almost any shape, contour and construction is conceivable and can easily be created. One single frame allows you to create all different kinds of stand concepts.



Lightweight

The aluminium frame system is lightweight, hence very ergonomic and eco-friendly: no need for the stand builder to carry around heavy structures, while the transport weight and CO2 emissions remain low.



Fast

Assembly and disassembly of the beMatrix system takes hardly any time. Its weight, simplicity and tool free assembly save loads of time, leaving you space to focus on the finishing details of your stand. Isn't that what makes you stand out most at a fair?

Long life cycle

The system is extremely sturdy, making it endlessly reusable. Wear and tear won't shorten its life cycle, since the frame is not visible to the eye once the entire stand is set up.

Ecologically sound

Because of its low weight, long life cycle and modular character, the beMatrix frame system is the eco-friendliest system today. Moreover, it is made out of untreated aluminium, so 100% recyclable and reusable without any quality losses.

International network

The bePartner network brings together real ambassadors of the beMatrix frame system, each with their own expertise: stand building, textile printing, LEDskin®, Double Deck... A creative cross-pollination offering you as our client nothing but benefits.



bePartners at your service

bePartner LEDskin®

Our LEDskin® bePartners all stock a minimum amount of LEDskin® and have years of expertise in the audiovisual industry. They are more than happy to help you perfectly integrate LEDskin® in your beMatrix stand.

bePartner printed textiles

Printing customised textiles takes real precision. Our bePartners for printed textiles have proven they totally master this specialised skill and guarantee perfect service, time and again.

bePartner build

Our bePartners build have a large stock of frames and accessories, integrate our latest innovations, are able to think outside the box and consider optimal service to be of paramount importance.

bePartner LEDskin® content

Do you already have LEDskin® available, but are you still looking for a partner to help you with content? Our content partners will advise and assist you, from content creation up to and including optimal display quality on your LEDskin® system.

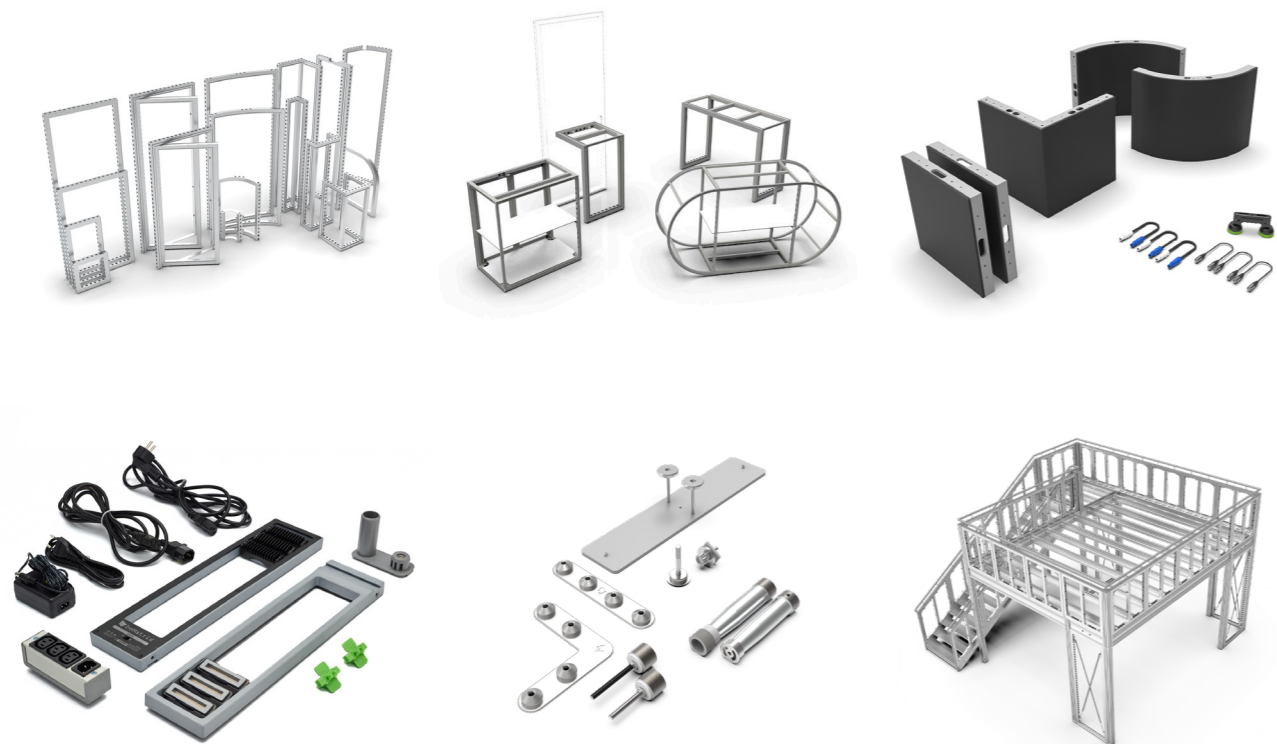
bePartner printed panels

Printing infill panels for our beMatrix frames might seem simple, but this specialised job really has to be executed in a very precise way. Our bePartners for printed panels have already proven they totally master this specialised skill and guarantee excellent service, time and again.

Global Rental Network: short- and long-term

You want each of your projects to be unique and outstanding with a minimum of investment? You want to grow your business internationally without paying to ship pallets with frames to the other side of Europe unnecessarily? Or how about designing experiences for your clients without being limited by the limits of your stock? In each case, the Global Rental Network is your answer. Our beMatrix Service Centres store a large range of frames, lighting and other beMatrix solutions to support you. We deliver anywhere with all the requisite care and urgency.

We offer two different renting options so you get a beneficial price and, maybe even more interesting, a spread of the costs for your beMatrix project. Renting on short term has a run time of maximum three weeks. The condition to rent on long term is a minimal run time of six months. Both rental plans can also be combined, according to your specific needs. Contact us now for your personal rental solution. Your account manager will help you to decide what the best option is according to the type of products you need.





be strong  **be stylish**
be anything.

Come say hi

HQ Belgium
Wijnendalestraat 174
8800 Roeselare

get in touch

+32 (0)51 20 07 50
info@beMatrix.com

or boost your inspiration

www.beMatrix.com
socials @beMatrix
